


# RESIDENTIAL RISER




- Features:**
- Lead-Free stainless steel body construction with all brass trim
  - Factory Assembled
  - Factory pressure tested at 200 psi
  - NPT (female x female) connections
  - Slim design allws for easy installation
  - Optimum sensitivity assured through a dedicated UL/FM water flow detector
  - Choice of three trim models:

**BASIC TRIM**



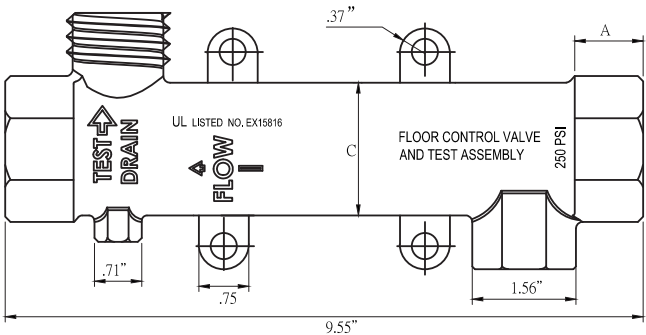
**BASIC TRIM  
WITH  
TEST & DRAIN**



**BASIC TRIM  
WITH  
PRESSURE RELIEF KIT**



Size	Basic Trim	with Test and Drain	with Pressure Relief
1"	6520350-0100A	6520352-0100A	6520351-0100A
1-1/4"	6520350-0125A	6520352-0125A	6520351-0125A
1-1/2"	6520350-0150A	6520352-0150A	6520351-0150A
2"	6520350-0200A	6520352-0200A	6520351-0200A



Size	A
1"	.75"
1¼"	1.02"
1½"	1.02"
2"	1.02"

System No.		Location		Spec Section		Paragraph	
Submitted By		Date		Approved		Date	