

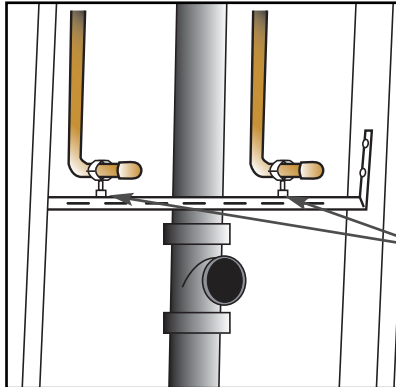
data sheet

ARGCO



STURDY BRACKETS

Heavy duty vibration control sliding brackets for fixing pipe between studs



Sliding bracket - double inserter (17.5" long)



Sliding bracket - single inserter (28" long)

PREASSEMBLED STURDY BRACKET INSERTER

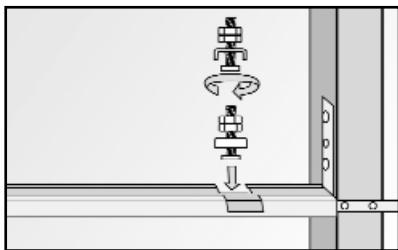


Slides into sliding bracket, and tightens with bolt
3/8" threaded rod, threads into hanger

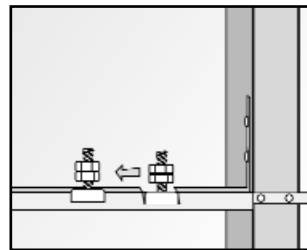
- Avoid corrosion problems resulting from condensation of metal pipes, by combining STURDY BRACKETS with SONIC CLAMPS on copper tubing within wall.
- Eliminate the sound bridge of rattling pipes between walls, floors and ceilings.
- Ideal for use in hotels, apartments and condominiums.

| Item# | Description |
|-----------|---|
| 25-40-200 | Sliding Bracket 17.5" long (with one inserter) |
| 25-40-201 | Sliding Bracket 17.5" long (with two inserters) |
| 25-40-202 | Sliding Bracket 28" long (with one inserter) |

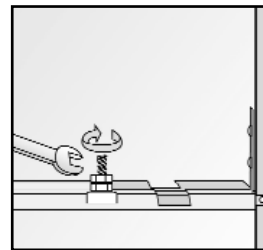
| Item # | Description |
|-----------|--------------------------|
| 25-40-220 | Sliding Bracket Inserter |



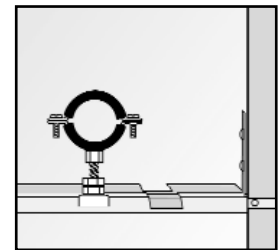
Attach sliding brackets to studs horizontally and/or vertically.



Slide inserter to desired location...



Tighten nuts into place...



Install Sonic Clamp!

Inserter enters through opening of bracket...

The information contained herein is produced in good faith and is believed to be reliable but is for guidance only. ARGCO and its agents cannot assume liability or responsibility for results obtained in the use of its product by persons whose methods are outside or beyond our control. It is the user's responsibility to determine the suitability of any of the products, methods of use, or preparation prior to use, mentioned in our literature. It is the user's responsibility to observe and adapt such precautions as may be advisable for the protection of personnel and property in the handling and use of any of our products.

**FOR MORE INFORMATION CALL ARGCO AT 1-800-854-1015
OR LOG ONTO WWW.ARGCO.COM**