



Toggle Wings



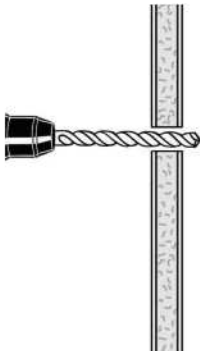
Spring Toggle Head Only  
Finish: Zinc  
Material: Steel  
Type: Wall Anchor

Item #	SIZE	CROSS REFERENCE	
		FASTENAL <sup>®</sup>	TOLCO <sup>®</sup>
2530040	3/8"	51306	020895

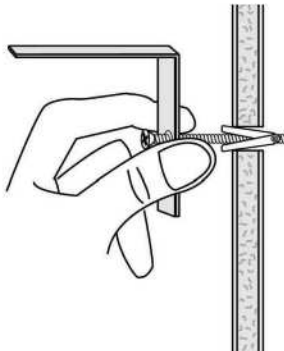
These are the same Spring Toggle Wings that are supplied with the round and mushroom head toggle bolts. Use these if yours are hopelessly lost in the wall, or if you want to select a different screw. Toggle bolts are hollow wall anchors .

Installation Guidelines

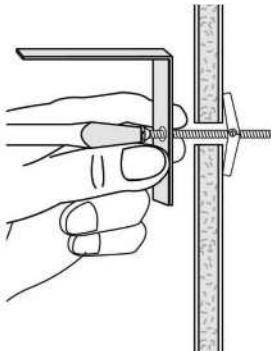
Drill the required hole through the base material. The tolerances of the drill bit used should meet the requirements of ANSI Standard B212.14. In denser materials such as high strength concrete, drill the hole 1/16" larger.



Insert the bolt through the fixture to be fastened, thread on wings, then fold the wings completely back and insert through the hole until wings spring open.



Pull back on assembly to hold the wings inside the wall to prevent the wings from spinning while tightening bolt. Turn the bolt with the screwdriver until firmly tightened.



System No.		Location	
Submitted By		Date	

Spec Section		Paragraph	
Approved		Date	